

H&T Monitor user guide

H&T Monitor Calibration Details

Password = 001

Temperature Calibration

Temperature Calibration factor (X.XX t.) = 1
 Actual display 32.2 * 1 = 32.2 C'
 if we need 35.7 C'
 $X.XX t. = 35.7 / 32.2 = 1.11$
 Now Set X.XX t.= 1.11
 Then display $32.2 * 1.11 = 35.7 C'$

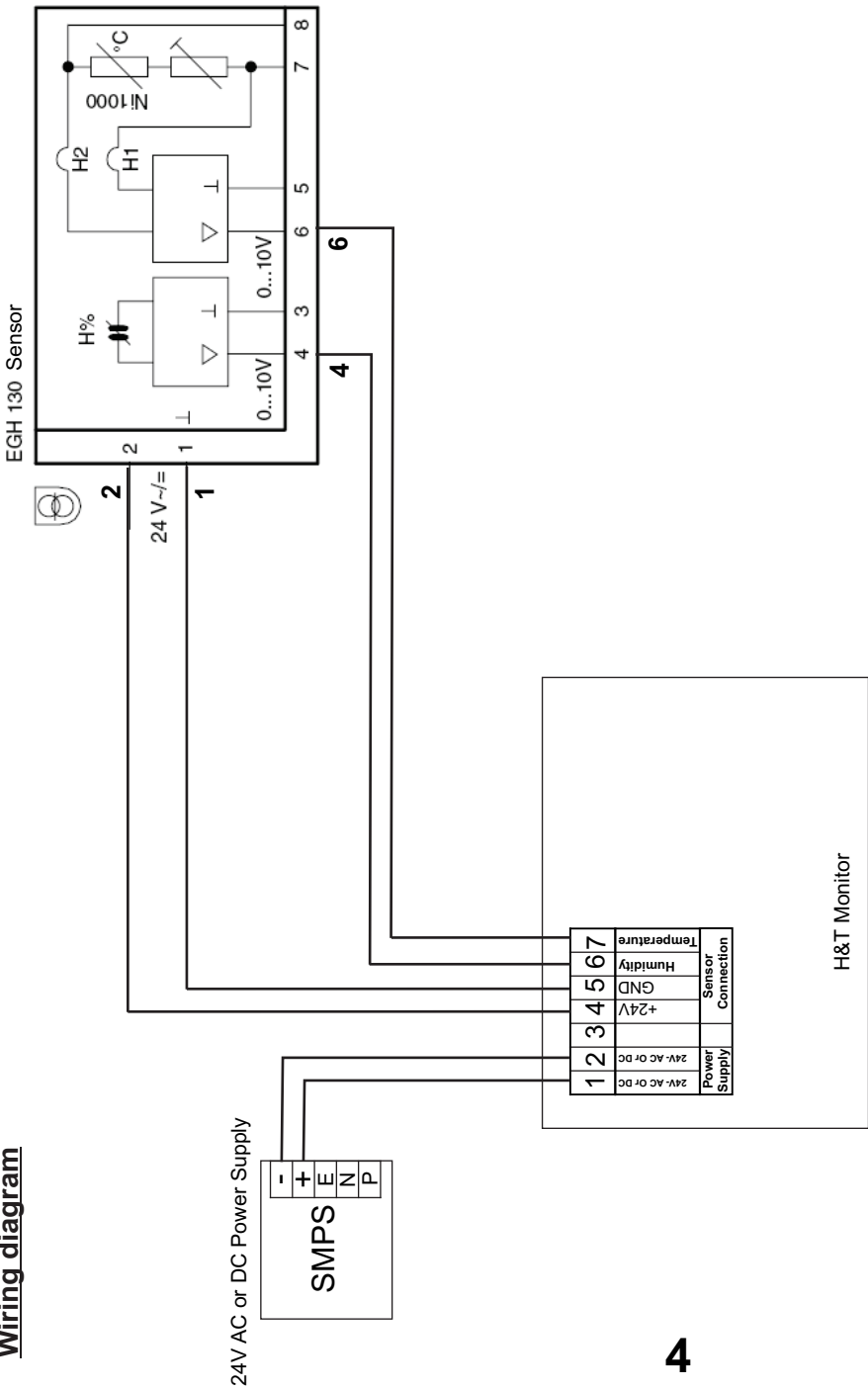
Humidity Calibration

Humidity Calibration factor (X.XX H.) = 1
 Actual display 86.1 * 1 = 86.1 %
 if we need 79.2%
 $X.XX H. = 79.2 / 86.1 = 0.92$
 Now Set X.XX H. = 0.92
 Then display $86.1 * 0.92 = 79.2\%$

S&G INNOVATORS

Mattupalayam
 capsridhar@gmail.com
 Mobil No: 9842291558

Wiring diagram



Key operation



The 4 keys are used to edit a number in setting menu and password editing

Enter Enter key – it have 3 functions

1. Enter to settings menu
2. Shift rite digit (rite curser move)
3. Save setting number when rite lest digit

▲ Increment key – this key increment number when it press (01234567890123...)

▼ Decrement key- this key decrement number when it press (98764321098765...)

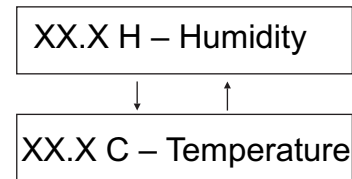
Esc Esc key – it have 3 functions

1. Exit to settings value when left lest digit
2. Shift left digit (Left curser move)
3. Exit from setting menu

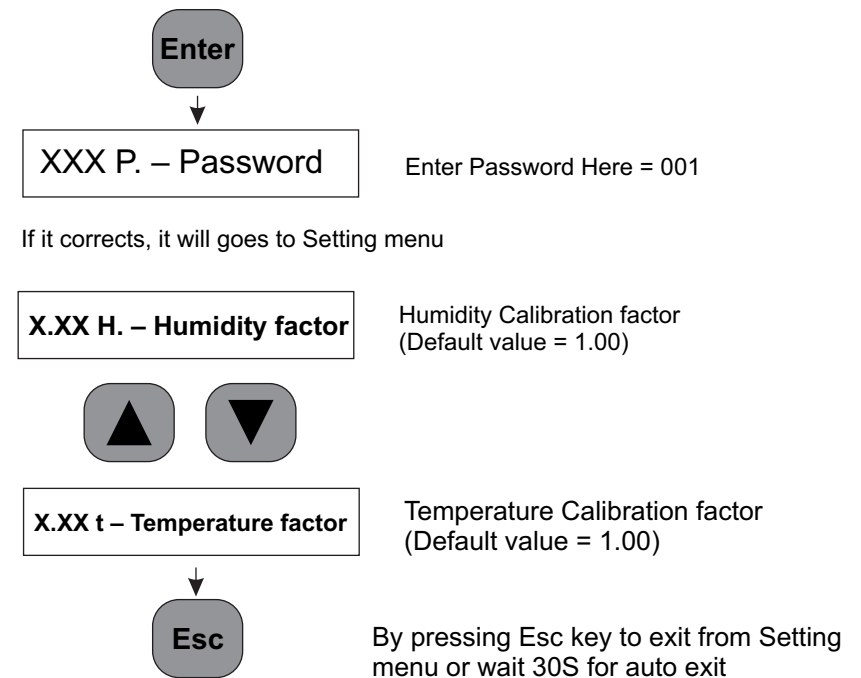
2

Program flow

Normal display mode:



Setting mode:



3